

PARTS LIST - 1" SINGLE PORT VALVES

Includes: 1", 1 1/4", 1 1/2" NPT/SWE & 2" x 1" RF Flanged CL 150-600,
2" x 1" NPT/SWE & 1" RF Flanged CL 150-600

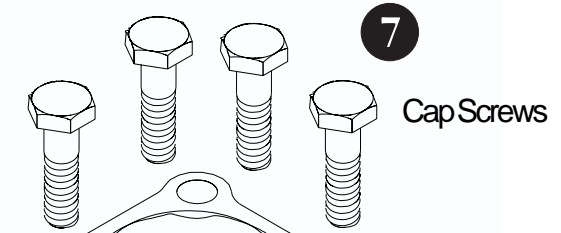
1"
Single
Port

Item	Description	Material	Part Number	Quantity
1	Body - Single Port	Carbon Steel (A216 Gr. WCB)		1
	1" NPT End Connection (FG-11)†		101-051-01	
	1 1/4" NPT End Connection (FG-13)†		101-053-01	
	1" SWE Connection (FG-12)†		101-052-01	
	1 1/4" SWE Connection (FG-14)†		101-054-01	
	1 1/2" NPT End Connection (FG-47)†		101-080-01	
	1 1/2" SWE Connection (FG-48)†		101-081-01	
	1" x 1" CL150 RF Flange* (FG-54)†		101-035-01	
	1" x 1" CL 300 RF Flange* (FG-55)†		101-036-01	
	1" x 1" CL 600 RF Flange* (FG-56)†		101-037-01	
	2" x 1" NPT Connection (FG-49)†		102-070-01	
	2" x 1" SWE Connection (FG-50)†		102-072-01	
1a	2" x 1" CL 150 RF Flanged (FG-51)†		102-085-01	
	2" x 1" CL 300 RF Flanged (FG-52)†		102-086-01	
	2" x 1" CL 600 RF Flanged (FG-53)†		102-087-01	
2	Body Seal			1
	Nitrile	Nitrile	101-059-01	
	Viton	Viton	101-059-02	
3	Throttle Plate			1
	100% Capacity Flowgrid	17-4PHSST	101-055-01	
	75% Capacity Flowgrid	17-4PHSST	101-083-01	
	50% Capacity Flowgrid	17-4PHSST	101-063-01	
	35% Capacity Flowgrid	17-4PHSST	101-061-01	
3a	Throttle Plate			
	100% Capacity Drilled Hole	A 515 w/ ENC Coating	101-084-01	
	75% Capacity Drilled Hole	A 515 w/ ENC Coating	101-085-01	
	50% Capacity Drilled Hole	A 515 w/ ENC Coating	101-086-01	
	35% Capacity Drilled Hole	A 515 w/ ENC Coating	101-087-01	
4	Diaphragm			1
	75 Durometer	Nitrile / Nylon	101-056-01	
	60 Durometer	Nitrile / Nylon	101-056-02	
	80 Durometer Hi-ACN	Nitrile / Nylon	101-056-03	
	80 Durometer Lo-ACN	Nitrile / Nylon	101-056-04	
	Viton	Viton / Nylon	101-056-05	
5	Main Spring	301 Stainless Steel		1
	Standard		101-057-01	
	Low Differential		101-074-01	
6	Spring Case with Diaphragm Guide (A216 Gr. WCB)	Carbon Steel	101-058-01	1
7	Cap Screw (9/16UNC x 2.25 Lg)	SAE Grade 8	030-007-01	4

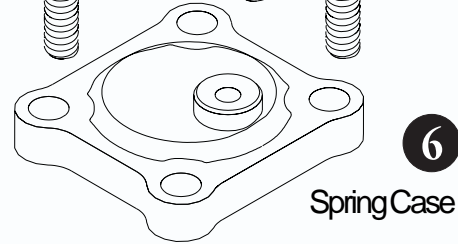
Boxed items indicate recommended spare parts

*Special Welded Assembly

† (FG-*) Indicates stock number for the Flowgrid Valve Assembly associated with each body



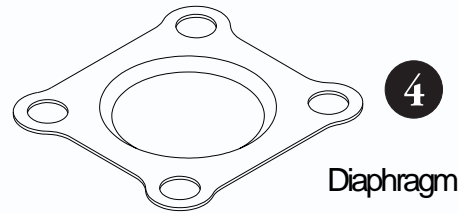
7
Cap Screws



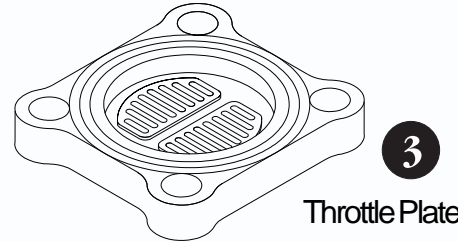
6
Spring Case



5
Main Spring



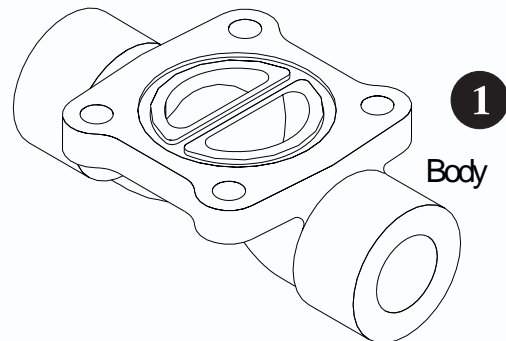
4
Diaphragm



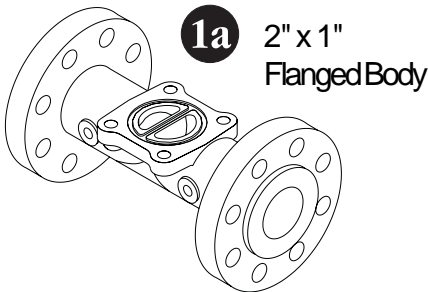
3
Throttle Plate



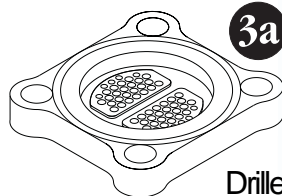
2
Body Seal



1
Body



1a
2" x 1"
Flanged Body



3a
Drilled Hole
Throttle Plate